

**These Papers have been prepared**

**By**

**individual members/experts**

**for**

**discussion in the NAC and do not, in all cases,**

**reflect settled conclusions of the NAC**

PRADHAN MANTRI  
GRAM SADAK YOJANA

Ministry of Rural Development  
Government of India

17<sup>th</sup> October, 2007

# Pradhan Mantri Gram Sadak Yojana

- **To provide all weather road connectivity to all habitations with population of 500 or more in plain areas and all habitations with population of 250 or more in Hill States, Tribal & Desert areas.**
- **1.79 lakh habitations to be connected with 3.71 lakh kilometers of new rural roads.**
- **To upgrade 3.68 lakh kilometers of existing through routes/major link routes.**
- **Estimated Investment – Rs. 1.32 lakh crore. (2003-04 Prices)**

# Bharat Nirman

- To provide connectivity to all villages with population of 1000 persons and above (500 in the case of hill States, tribal & desert areas) with all-weather road by 2009.
- 66,802 habitations to be connected by 1.46 lakh kms. of rural roads.
- 1.94 lakh kms. existing rural roads to be upgraded, to provide 'full farm to market connectivity'.
- Estimated investment - Rs. 48,000 crore.

# Achievements (2000-01 to 2007-08)

(Rs. in crore)

Phase	Budget		Value of Proposals cleared	Amount Released
	Cess	ADB/WB		
I (2000-01)	2500		2547.63	2565.30
II (2001-02)	2500		5163.88	5023.55
II (2002-03)	2500			
III (2003-04)	2325		6087.51	5515.60
IV (2004-05)	2148	320	5283.54	4412.01
V (2005-06)	3809.5	410.5	10888.34	3665.05
VI (2006-07)	3725.62	1500	9697.82	2232.91
VII (2007-08)	8400.00*	2600	3181.14	
VIII(2007-08)			1322.24	
WB/ADB			6571.40	3830.88
<b>Total</b>	27908.12	4830.50	50743.5	27245.3

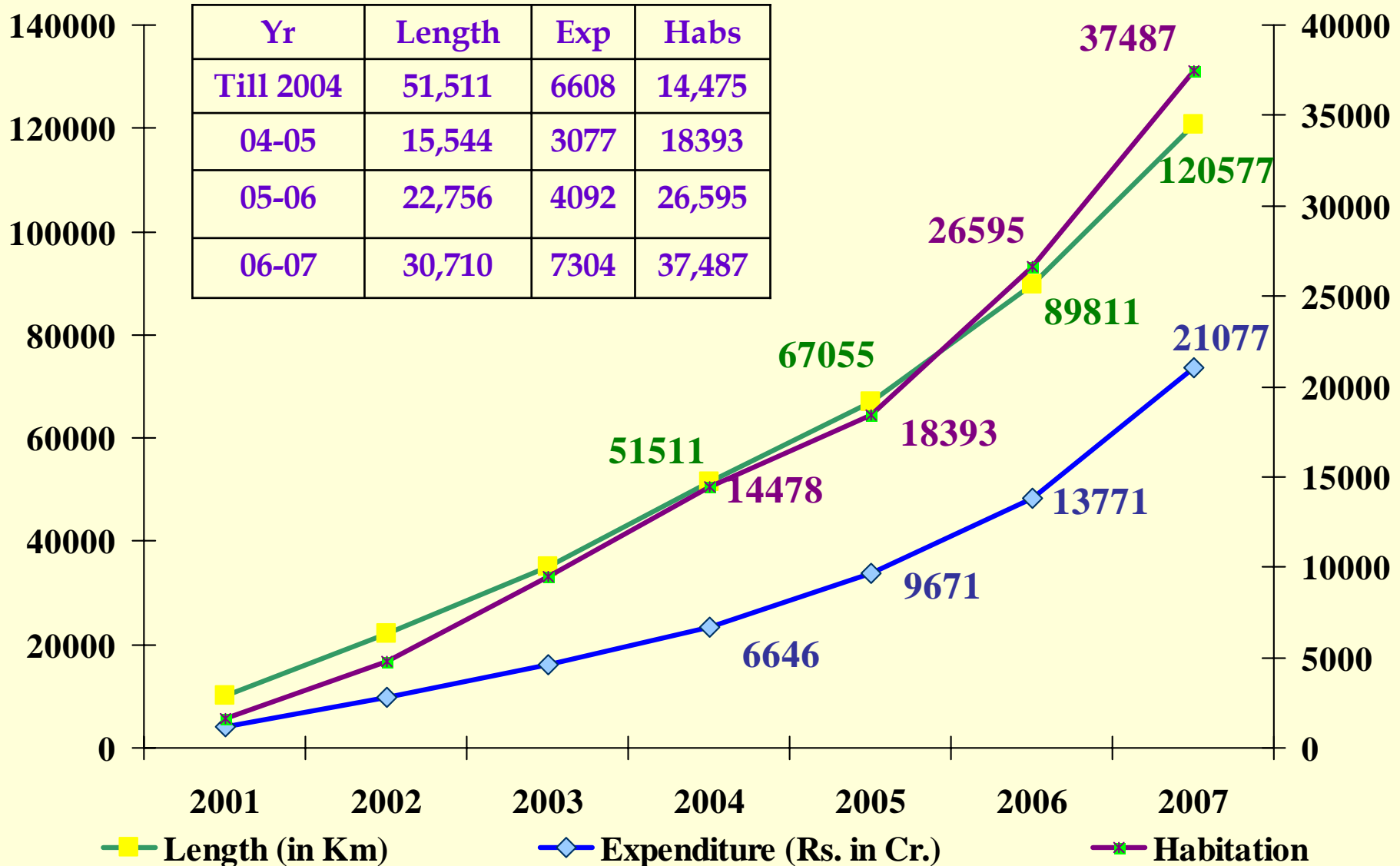
•includes Rs. 4500.00 crore from RIDF window of NABARD

# Achievements (2000-01 to 2007-08)

Phase	No. of Roads	Length of Roads (Km)	No. of Roads	Length of Roads (Km)
	Sanctioned		Completed	
I (2000-01)	13192	30271	12748	29349
II (2001-02)	10963*	31958	10193	30132
II (2002-03)				
III (2003-04)	8757	33293	7596	27303
IV (2004-05)	7001	24616	4907	17774
V (2005-06)	9591	40404	2514	10939
VI (2006-07)	8558	37157	2317	8796
VII (2007-08)	2748	13178		
VIII(2007-08)	1332	5158		
WB/ADB	6292	26117	2703	11051
<b>Total</b>	<b>68434</b>	<b>242152</b>	<b>42978</b>	<b>135344</b>

\*Roadworks for both years were cleared together

# Increase in Absorption Capacity



# State wise achievements

Region	States	Proposals sanctioned (Rs. in crore, length in km.)			Completed (length in km.)	
		Value	No. of roads	Length	No. of Roads	Length
NE States	Arunachal Pradesh	646.71	519	2285.38	363	1472.00
	Assam	3719.82	2062	8223.54	898	2968.03
	Manipur	273.04	849	1266.84	528	997.61
	Meghalaya	185.34	373	917.02	304	720.43
	Mizoram	480.38	144	1926.32	71	1215.46
	Nagaland	320.69	237	2463.67	180	1589.37
	Sikkim	392.45	221	2119.21	89	1738.87
	Tripura	641.40	549	1561.96	255	613.48
<b>Sub -Total</b>		<b>6659.83</b>	<b>4954</b>	<b>20763.94</b>	<b>2688</b>	<b>11315.25</b>
Northern States	Uttar Pradesh	5206.06	14366	29321.72	9691	17070.01
	Uttarakhand	561.58	394	2713.17	162	675.42
	HP	1829.40	1764	10158.82	707	4867.58
	Jammu & Kashmir	844.80	420	2178.15	78	180.22
	Punjab	787.16	627	2807.94	487	1656.23
	Haryana	457.72	176	2194.34	127	1937.40
<b>Sub - Total</b>		<b>9686.72</b>	<b>17747</b>	<b>49374.14</b>	<b>11252</b>	<b>26386.86</b>

## State wise achievements.....contd.

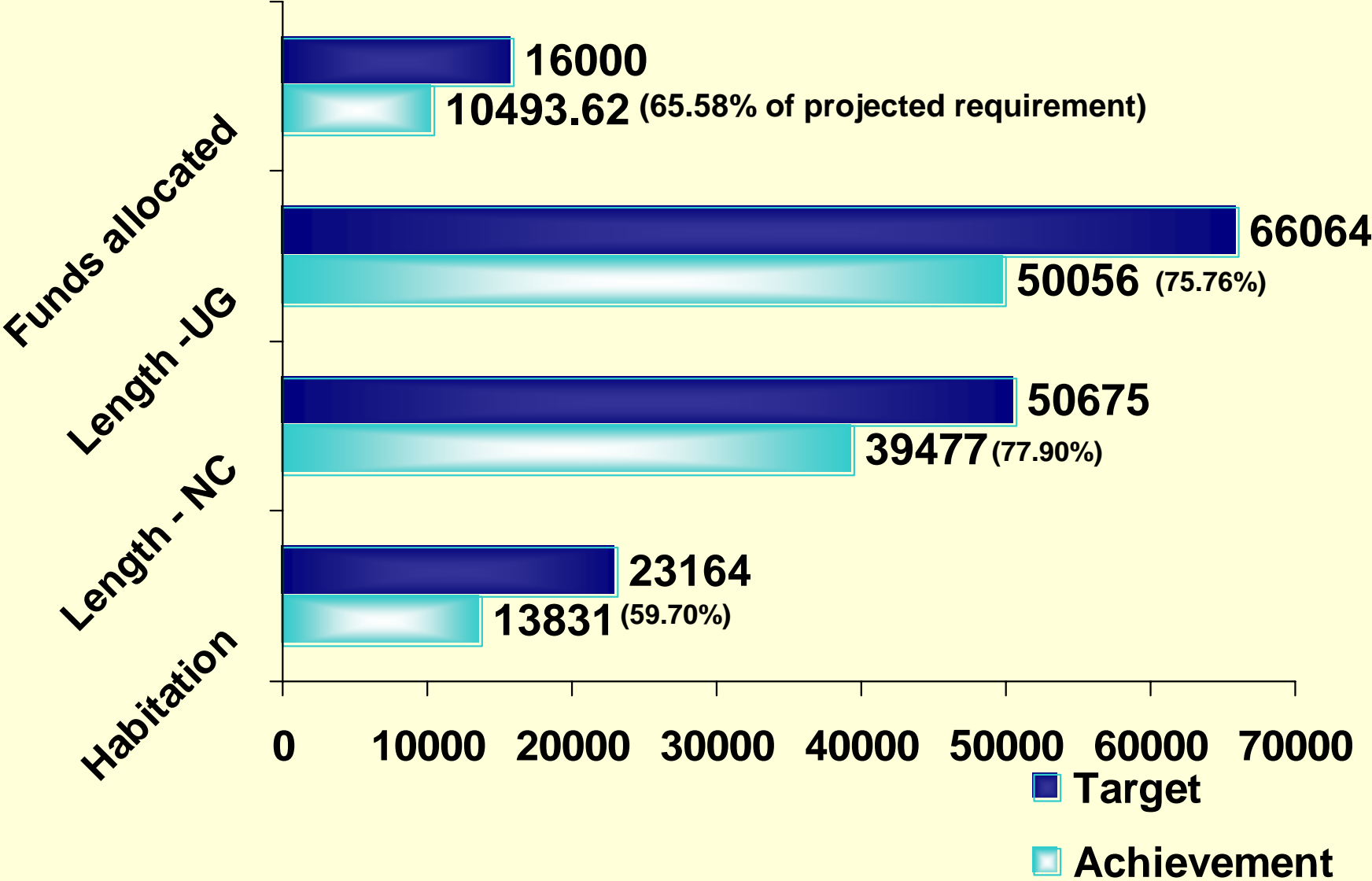
Central India	Chattisgarh	3369.90	3018	14841.78	1690	8663.80
	Madhya Pradesh	7751.25	8076	36549.54	3349	15383.26
<b>Sub -Total</b>		<b>11121.15</b>	<b>11094</b>	<b>51391.32</b>	<b>5039</b>	<b>24047.06</b>
Eastern States	Bihar (REO)	452.87	968	2219.85	741	1704.27
	Bihar (NEA)	3470.59	1302	9305.12	164	1425.64
	Jharkhand	633.03	629	3362.37	497	2635.87
	Orissa	3334.60	3723	12539.61	2215	7407.21
	West Bengal	2336.64	1274	7650.14	905	4883.02
<b>Sub - Total</b>		<b>10227.73</b>	<b>7896</b>	<b>35077.09</b>	<b>4522</b>	<b>18056.01</b>
Western States	Gujarat	662.36	2002	4548.68	1501	3107.82
	Maharashtra	1792.67	3707	11225.92	2184	5751.45
	Rajasthan	6004.38	10329	38724.70	7478	25598.98
<b>Sub -Total</b>		<b>8459.41</b>	<b>16038</b>	<b>54499.3</b>	<b>11163</b>	<b>34458.25</b>
Southern States	Andhra Pradesh	2189.94	4968	15495.73	4145	11056.74
	Goa	9.72	90	178.16	72	158.70
	Karnataka	1090.08	2098	8695.03	1676	5542.62
	Kerala	492.32	765	1570.31	256	461.82
	Tamil Nadu	724.18	2604	5040.68	2099	3861.03
<b>Sub -Total</b>		<b>4506.24</b>	<b>10525</b>	<b>30979.91</b>	<b>8248</b>	<b>21080.91</b>
Total		50661.09	68254	242085.69	42912	135344.34

# Progress of works under Bharat Nirman

Sr. no.	Component	Target (2005-09)	Target (2005-07)	Ach'ment upto March ' 2007	%age ach'ment against target (2005-09)	%age ach'ment against target (2005-07)
1.	Total number of habitations to be connected	66,802	23164	13831	20.70 %	59.70 %
a.	1000+ population	40,436	17498	9759	24.13 %	55.77 %
b.	500-999 population	26,366	5666	4072	15.44 %	71.87 %
2.	New connectivity in kms.	1,46,185	50675	39477	27%	77.90 %
3.	Upgradation of through - routes in kms.	1,94,130	66064	50056	25.78%	75.77 %

# Bharat Nirman Progress 2005-07

*Length in Km.*



# Resource mobilization

Rs. in crore

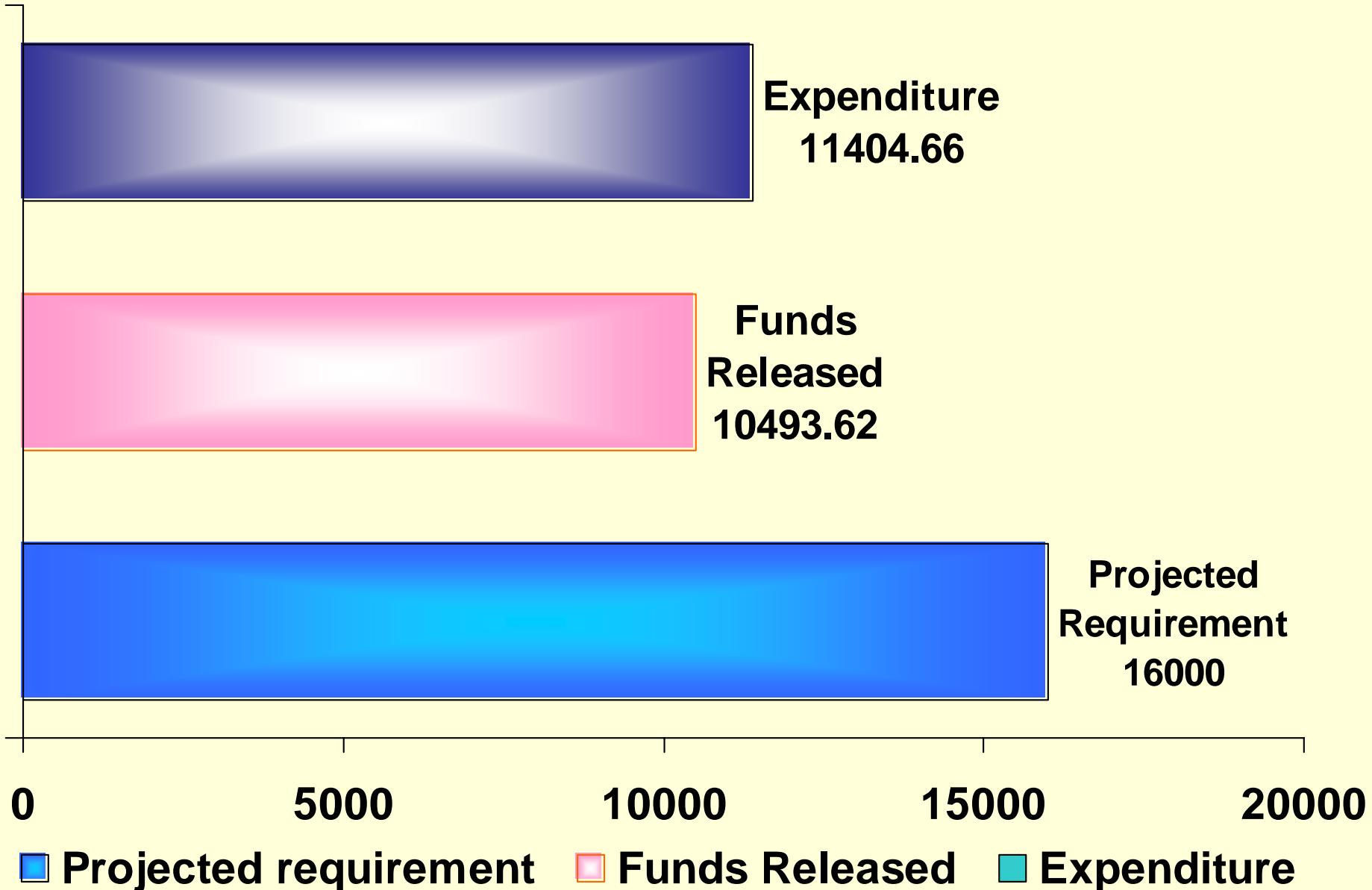
	05-06	06-07	07-08	08-09	Total
Projected requirement	4000	12000	15000	17000	48000
Funds allocated	4220	6273.62	11000		
Expenditure	4100.39	7304.27	3095 *		
Value of projects cleared	9108	19426	6375.96		

- **66 % of the projected requirement for 2005-07 has been released.**
- **Project preparation and clearance process fast tracked.**

\* upto August, 07

# Resource Mobilization -2005-07

Rs. in crore



## **Funding from NABARD**

- **A separate window created under RIDF in NABARD with allocation of Rs. 4,000 Crore during 2006-07 to augment funding for rural roads under 'Bharat Nirman'.**
- **However, funds could not be drawn during 2006-07 from this window in the absence of enabling amendment to the Central Road Fund Act, 2000.**
- **This window continues during 2007-08 with the allocation of Rs. 4,500 crore.**
- **In order to facilitate drawal of the funds from NABARD, a bill to amend the Central Road Fund Act, 2000 has been passed in the budget session of the Parliament.**
- **Agreement with NABARD signed for drawal of funds.**
- **Funds would be drawn from this month.**

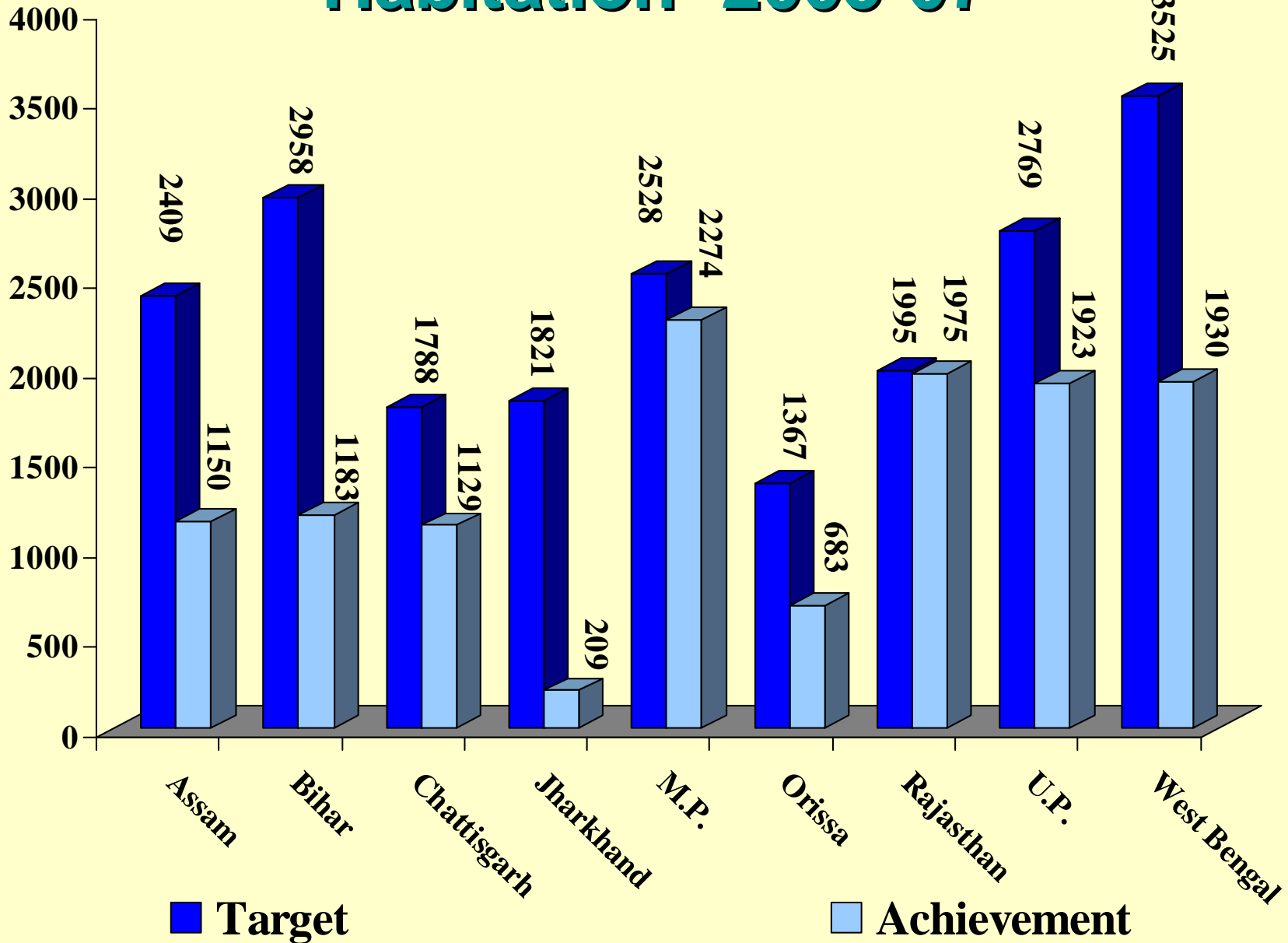
# Performance of key States, Habitations coverage

State	2005-07		2005-09	
	Target	Achievement	Target	Cumulative achievement upto August, 07
Assam	2409	1150 (47.74%)	9132	1231 (13.48%)
Bihar	2958	1183 (39.99%)	9956	1294 (13.00%)
Chattisgarh	1788	1129 (63.14%)	6309	1478 (23.43%)
Jharkhand	1821	209 (11.48%)	3877	245 (6.32%)
MP	2528	2274 (89.95%)	7832	2717 (34.69%)
Orissa	1367	683 (49.96%)	4447	833 (18.73%)
Rajasthan	1995	1975 (99.00%)	3952	2610 (66.04%)
Uttar Pradesh	2769	1923 (69.45%)	4989	2258 (45.26%)
West Bengal	3525	1930 (54.75%)	10874	2102 (19.33%)
<b>Total</b>	<b>21160</b>	<b>12456 (58.86%)</b>	<b>61368</b>	<b>14768 (24.06%)</b>

These States account for over 90% of the habitations connectivity targets.

# Performance of Key States

## Habitation -2005-07



# Performance of key States, Upgradation

State	2005-07			2005-09		
	Target	Achievement	% achievement	Target	Achievement Upto Aug,07	% achievement
2						
Andhra Pradesh	4079.65	3022.79	74.09	8597.45	3612.34	42.02
Assam	2005.71	0	0.00	6495.36	0.00	0.00
Bihar	2393.62	780.68	32.62	9295.21	1151.93	12.39
Chhattisgarh	1986.06	317.58	15.99	8449.48	781.99	9.25
Jharkhand	2108.43	2327.054	110.37	6219.88	2372.05	38.14
Karnataka	5147.03	2716.08	52.77	10294.12	3775.42	36.68
MP	5189.54	5756.91	110.93	18627.45	5756.91	30.91
Maharashtra	8668.77	3771.9	43.51	17337.46	5135.60	29.62
Orissa	4438.57	1105.529	24.91	14161.16	1739.15	12.28
Rajasthan	4764.54	3133.9	65.78	13074.79	5192.90	39.72
Tamil Nadu	4122.13	4825	117.05	11114.50	4825.00	43.41
Uttar Pradesh	7158.96	16509.97	230.62	28523.11	16556.93	58.05
West Bengal	2549.94	0	0.00	9482.96	6.50	0.07
Total	54612.96	44267.393	81.06	161672.94	50906.72	31.49

# Key Implementation Issues

- **Strengthening of Institutional Capacity**
- **Augmentation of Contracting Capacity**
- **Forest & Environment Clearances**
- **Quality Control & Transparency**

# Strengthening of Institutional Capacity:

## Action taken:

- Assam, Uttar Pradesh, Madhya Pradesh, Himachal Pradesh, Orissa, Chhattisgarh & West Bengal have increased the number of PIUs.
- Dedicated PIUs set-up in Jammu & Kashmir.
- CPWD, IRCON, NBCC, NHPC & NPCC deployed in Bihar and NBCC & HSCL in Tripura.
- Outsourcing of project preparation allowed since April 2006.
- Project Implementation Consultants engaged in Madhya Pradesh & Chattisgarh under the ADB assisted projects.
- Support provided for engaging Project Implementation Consultants in West Bengal, Assam and Orissa.

## Action to be taken:

- Additional no. of dedicated PIUs required to be set up in Bihar, Jharkhand, West Bengal, Assam, Uttar Pradesh proportionate to their targets.
- Increased financial delegation to the SRRDA & PIUs for faster decision making.

## Details of State level and PIU level institutions strengthened

State	State level institution	PIU level
Arunachal Pradesh	SRRDA adequately staffed	1 new PIU added
Assam	SRRDA adequately staffed	16 new PIUs added
Bihar	5 Central agencies deployed	
Chhattisgarh	2 CEs, 5SEs added	16 new PIUs, 84 AEs, 236 JEs
Himachal Pradesh	1 CE added	26 new sub-divisions for PMGSY
J & K	1 CE, 3 dedicated SEs	13 dedicated PIUs established
Karnataka	SRRDA adequately staffed	26 new sub-divisions for PMGSY
Maharashtra	SRRDA added with 1 CE & 1 SQC	66 new sub-divisions for PMGSY
Manipur		6 PIUs dedicated for PMGSY
Madhya Pradesh	3 CEs, 2 SEs added	37 new PIUs added
Orissa	1 CE, 1 Addl Secretary added	20 new PIUs added
Sikkim	SRRDA adequately staffed	2 new PIUS & 4 new sub-divs
Tripura	SRRDA adequately staffed	NBCC & HSCL deployed
Uttar Pradesh	1 CE added	21 new PIUs added
West Bengal	2 SEs , 1 SQC added	7 new PIUs, 35 AEs & 100 JEs

# Augmentation of Contracting Capacity

## Action taken by the Ministry:

- **Standard Bidding Document amended & package sizes from Rs 50 lakh - Rs 2 crore & Rs 2 crore - Rs 10 crore allowed with differential qualification criteria to enable more contractors to participate.**
- **Flexibility given to States to float packages above Rs 10 crore to induce participation by big contractors.**
- **Joint ventures between big and small contractors permitted.**
- **Interaction between contractors, equipment manufacturers, equipment leasing firms and financial institutions held in MP, Orissa & West Bengal.**
- **Performance incentive for timely completion introduced in September 2006 through higher weightage in qualification assessment in future contracts.**

## Support required for building the Contracting Capacity

- **Duty exemptions available on acquisition of construction machineries under World Bank and ADB assisted rural road projects.**
- This facility has helped substantial augmentation in the Contracting Capacity in Rajasthan and Madhya Pradesh.

<b>Rajasthan</b>	Dec,2000	Dec.,2006	May 2007
Number of Hot Mix Plants with Paver	42	204	221
Number of Crushers	214	446	475

- Extension of this facility to other States for time bound completion of rural road Projects under 'Bharat Nirman' may be considered.
- Proposal submitted to the Ministry of Finance.

# Forest & Environment Clearances

Suggestions of MoRD	Response of MoEF
General approval under FCA for diversion upto 3 ha. for rural roads upto March, 2009.	Not agreed
Regional offices of MoEF be empowered to accord clearance upto 20 ha. in respect of projects under Bharat Nirman.	Regional offices empowered upto 40 ha. vide notification issued on 3.2.2004. It has been stayed by Hon'ble Supreme Court. MoEF is pursuing for vacation of stay.
For rural roads, final clearance be given directly instead of 2 stage clearance.	Not agreed.
Exemption of rural roads from Environmental clearance	<b>Notification issued on 14.09.2006.</b>
Exemption of rural roads from the payment of NPV.	Recommendations of the expert committee already received. Final orders of Hon'ble Supreme Court awaited.
Permission for taking up rural road works included in approved Management Plan.	Permission/orders of Hon'ble Supreme Court is required.

# Quality Control

- Quality benchmarks and quality control arrangements codified.
- Three tier quality control mechanism institutionalised.
  - **First tier:** In house quality enforcement mechanism, prescribed tests conducted under the supervision of field engineers and records maintained. **First payment to the Contractors to be made only after the field laboratory is established.**
  - **Second tier :** Independent third party inspection of projects by State Quality Monitors. **Each work to be inspected thrice.**
  - **Third tier :-** **Random inspection** of 10 - 15 % of projects by independent National Quality Monitors (NQMs)
- 41,451 inspections by NQMs and graded upto March' 2007.

# Transparency and Citizen Monitoring

- **Citizen Information Boards at Project Sites displaying the volume of materials to be used in each layer.**
- **Technical audit undertaken in three States – Madhya Pradesh, Chattisgarh and Orissa. Proposal to be extended to other States.**
- **Pilot Projects in Karnataka and Andhra Pradesh in collaboration with Public Affairs Centre, Bangalore for quality monitoring by informed citizens.**
- **States have been advised to arrange Joint inspection of PMGSY works with Hon'ble MPs, Hon'ble MLAs and functionaries of Panchayati Raj Institutions.**

# Online Management and Monitoring System

- **Online Monitoring System operationalised in more than 600 PIUs.**
- **Support for hardware and software provided to PIUs.**
- **Training imparted to the implementing agencies.**
- **All relevant project related information available in the citizen's domain for ensuring transparency.**
- **GIS database created for a few districts in Himachal Pradesh & Rajasthan on Pilot basis.**
- **GIS database of rural roads to be developed for all districts during 11<sup>th</sup> Five Year Plan for effective programme planning, monitoring and maintenance management.**



Thank You

6  
TDF