

These Papers have been prepared

By

individual members/experts

for

discussion in the NAC and do not, in all cases,

reflect settled conclusions of the NAC



**Presentation in the NAC on
“Jawaharlal Nehru National Urban Renewal Mission”
by the
Ministry of Urban Development
&
the Ministry of Housing & Urban Poverty Alleviation
(12th December 2006)**

MoUD

MoH & UPA

- **Context for JNNURM**
- **About JNNURM**
- **Ministry of Urban Development**
 - *JNNURM: Sub Mission for Urban Infrastructure and Governance; Urban Infrastructure Dev. Scheme for Small & Medium Towns (UIDSSMT)*
 - Progress Update
 - Key Initiatives
 - Way Forward
- **Ministry of Housing & Urban Poverty Alleviation**
 - *JNNURM: Sub Mission for Basic Services to Urban Poor; Integrated Housing & Slum Dev. Programme (IHSDP)*
 - Progress Update
 - Key Initiatives
 - Way Forward

Context for JNNURM

Schemes before JNNURM....

- **Infrastructure Development of Small and Medium Towns (IDSMT)**
 - applicable for towns with population below 5 lakhs
 - Centre share: 60% State/ULB share: 40%
- **Accelerated Urban Water Supply Programme (AUWSP)**
 - applicable for towns with population upto 20,000
 - Centre share: 50% State/ULB share: 50%
- **Infrastructure Development in Mega cities**
 - applicable for Cities with population above 4 million (Mumbai, Kolkata, Chennai, Hyderabad, Bangalore excluding Delhi)
 - Central Share : 25%, State Share: 25%, Institutional Finance: 50%

Limitations

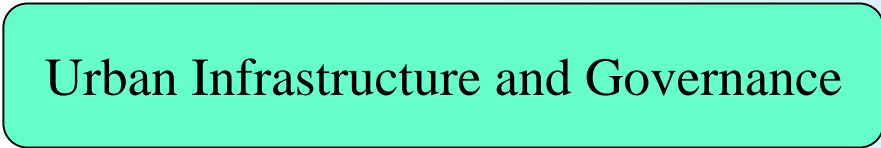
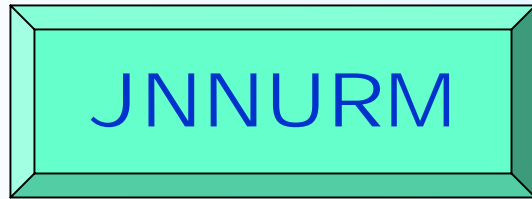
- No schemes for towns with population between 5 lakh to 40 lakh
- Meager allocations
- No long term comprehensive planning
- Less emphasis on management and maintenance of assets, (eg. cost recovery mechanisms)
- No effective linkage between project financial support and reforms.
- Gaps in strategy for improvement in governance, financial viability of local self government, capacity building

*Need for a **New Approach** incorporating learnings from our collective past experience*

About JNNURM

Strategy for the urban sector

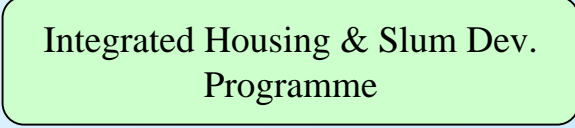
Coverage- 63 cities



Cities/UAs with 4 million + population	07
Cities with 1 million + population	28
State Capitals and other Cities	28

sister schemes

Coverage- all other cities

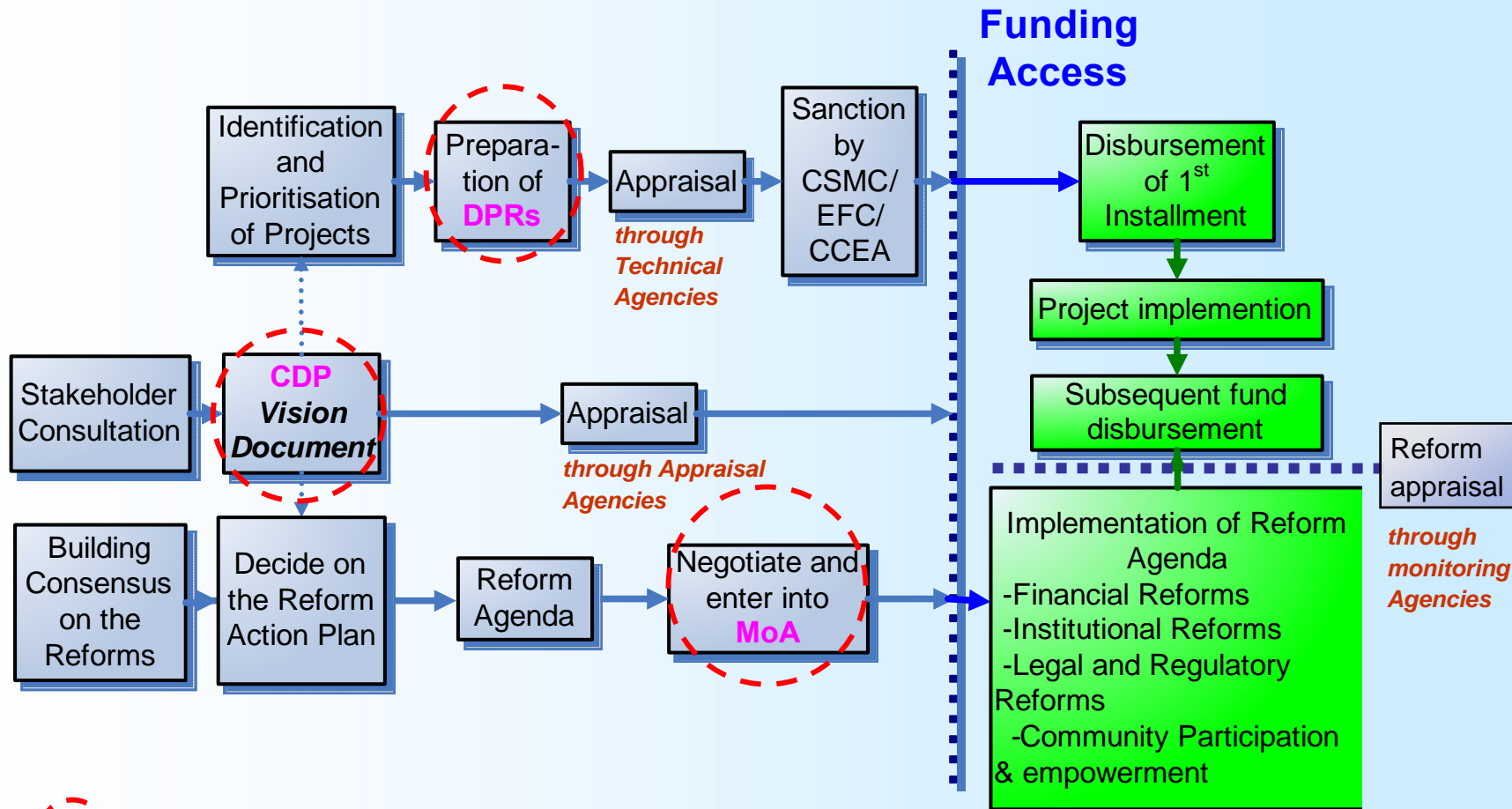


7 Year Time Frame & Rs. 50,000 Cr. GoI Grant Fund

Objectives

- Planned development
- Integrated development of infrastructure
- Linkages between asset creation & asset management
- Ensuring adequate investment of funds
- Scaling up delivery of services and emphasis on universal access
- Renewal of inner city areas

JNNURM : Overall Process



Key deliverables

- Monitoring implementation of projects and reforms is also a key constituent of the overall process of JNNURM.

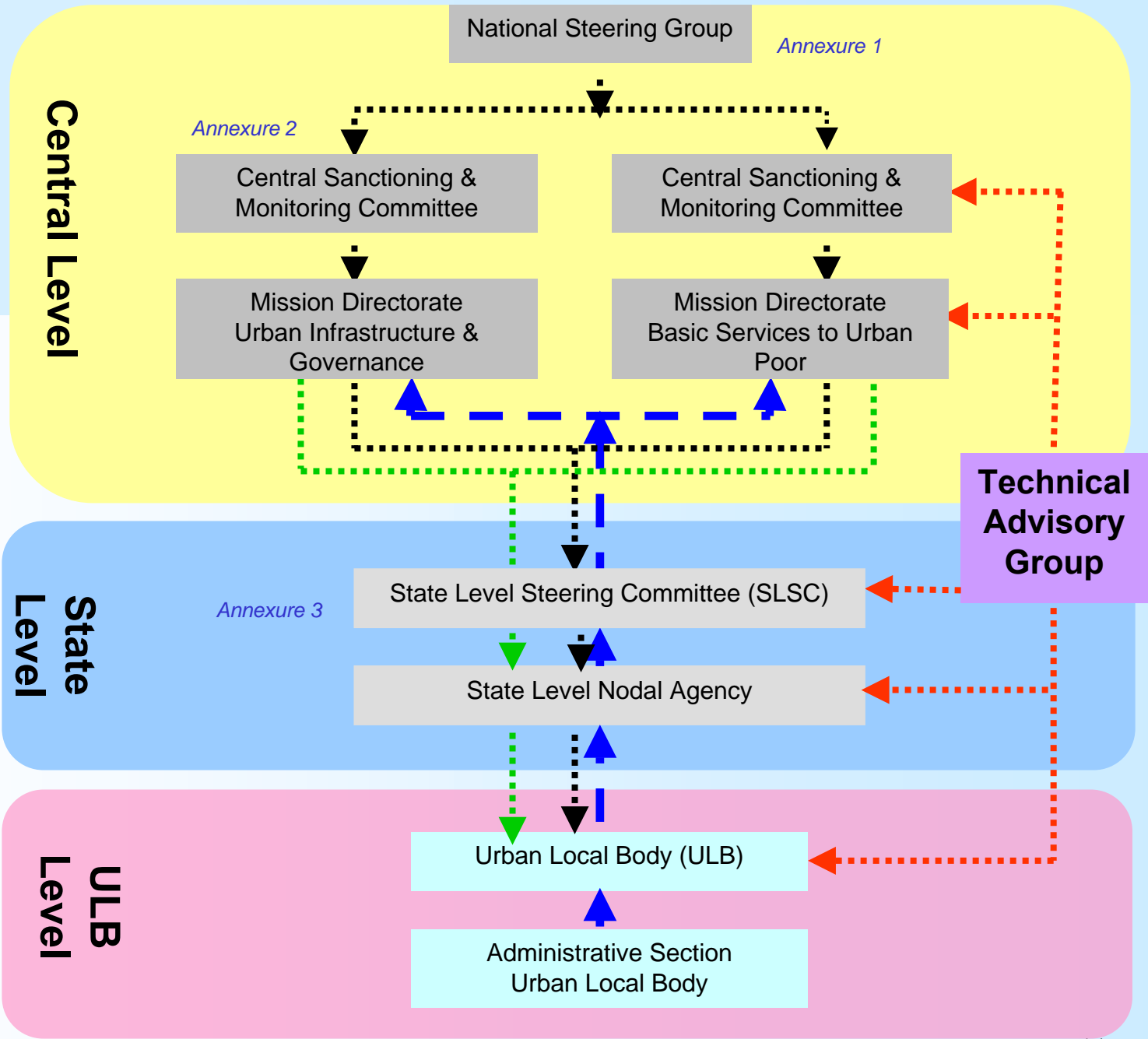
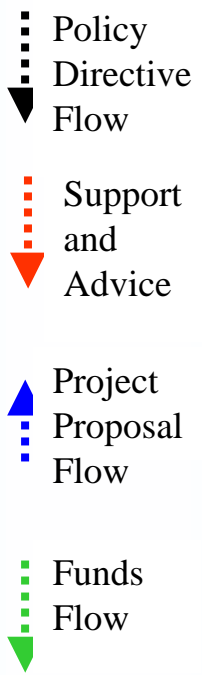


JNNURM

Process: Proposals & Policy

Jawaharlal Nehru
National Urban Renewal Mission

JnnurM



Admissible Components

✓ Sub Mission for Urban Infrastructure and Governance

- Urban Renewal
- Water Supply (including Desalination)
- Sewerage & Sanitation
- Solid Waste Management
- Storm Water Drains
- Urban Transport
- Parking spaces (through PPP)
- Development of heritage areas
- Preservation of water bodies
- Prevention & rehabilitation of soil erosion (selective application)

✓ 5% of Grant available for : preparation of CDs and DPRs, capacity building, training, workshops and IEC.

✓ 5% of Grant available for : administrative expenses

Admissible Components

✓ **Sub Mission for Basic Services to Urban Poor**

- Integrated development of Slums
- Project involving development / improvement / maintenance of basic services of Urban poor
- Slum improvement and rehabilitation projects
- Water supply / Sewerage / Drainage / Community toilets / baths
- Houses at affordable cost – for slum dwellers / urban poor / EWS / LIG
- Environmental improvement / SWM
- Street lighting
- Civic amenities, like , community halls, child care centers, etc.
- O & M of assets created under this components
- Convergence of health, education and social security schemes for the urban poor

✓ Sub Mission for Urban Infrastructure and Governance

	Centre share	State share	ULBs / Parastatals
Cities with 4 million plus population	35%	15%	50%
Cities with million plus but less than 4 million population	50%	20%	30%
Cities in North Eastern States and J&K	90%	10%	-
Other Cities	80%	10%	10%
Desalination Plant (for any city)	80%	10%	10%

- ✓ 4 installments; typically 25 % finance with CDP+MoA+ DPR approval; balance based on project & MoA milestones
- ✓ Level of equity and/or loan for Urban Transport projects to be decided by CCEA on a case to case basis

✓ Projects under Sub Mission for Basic Services to Urban Poor

	Centre share	State / ULBs / Parastatals share, including beneficiary contribution
Cities with 4 million plus population	50%	50%
Cities with million plus but less than 4 million population	50%	50%
Cities in North Eastern States & Jammu & Kashmir	90%	10%
Other Cities	80%	20%

Reform Agenda : Mandatory

State

- **Decentralisation as per 74th Constitutional Amendment**
- **Repeal of ULCRA***
- **Reform Rent Control Law***
- **Enactment- Public Disclosure Law**
- **Enactment- Community Participation Law**
- **Assigning city planning and other municipal functions to ULB**

** - not mandatory for water supply, sanitation and pro-poor projects*

ULB

- **Double entry accrual based accounting system**
- **E-Governance: IT/GIS applications**
- **Property tax reform**
 - using GIS
 - Collection efficiency : 85%
- **Levy of reasonable user charges:**
 - Full recovery of O&M
- **Internal budget earmarking**
 - Basic services for poor
- **Provision of seven basic services to urban poor....at affordable prices**

Reform Agenda : Optional

ULBs/ States

- Bye-laws revision: streamline approval process for construction
- Simplify land-use conversion
 - Agriculture to Non-Agriculture use
- Property Title Certification system in ULBs
- Earmarking for EWS/LIG: 20-25% land in housing projects
- Computerised registration of land & property
- Revision of bye-laws: for compulsory rain water harvesting
- Re-use of recycled water
- Administrative reforms
- Structural reforms
- Encouraging PPP

Monitoring & Institutional Mechanisms

PM's Review Committee

Central Govt.

- National Steering Group
- Central Sanctioning & Monitoring Committee
- Mission Directorate

State Govt.




- State Level Steering Committee
- State Level Nodal Agency

Non-Ministry entities

- Technical Advisory Group (TAG)
- Multi-disciplinary Technical Cell attached with Mission Directorate
- Empanelled Appraisal Agencies for monitoring Reforms

City Development Plans

Status of CDPs

<u>Present Status</u>		
✓ CDPs received	- 58	
✓ CDPs appraised	- 43	
✓ CDPs under appraisal	- 15	

Memorandum of Agreements

- ✓ Detailed road map laid out for implementing reforms

Present Status

- ✓ 28 Cities (13 States) have negotiated and signed MoAs

- 35 cities are yet to sign MoAs

MINISTRY OF URBAN DEVELOPMENT

Progress update.....

*Sub-Mission for Urban Infrastructure and
Governance*

*Urban Infrastructure Development Scheme
for Small & Medium Towns*

Detailed Project Reports

	<i>Present Status</i>	<i>(as on 11 Dec.'06)</i>
DPRs received	–	294 nos.
DPRs approved	–	118 nos.

Release of Fund

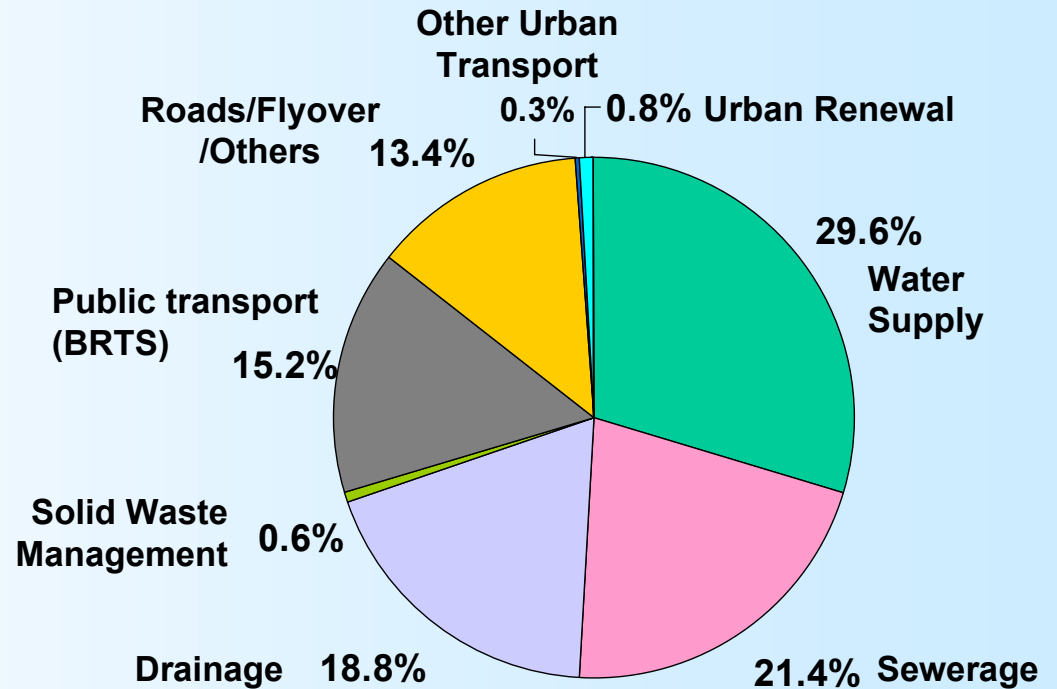
	<i>Present Status</i>	<i>(as on 11 Dec.'06)</i>
Total Value of Projects approved *	–	Rs. 9,004.11 Crore
Central share commitment	–	Rs. 4,332.78 Crore
State share commitment	–	Rs. 1,440.61 Crore
ULB share commitment	–	Rs. 3,230.72 Crore
Central share for release (1 st installment)	–	Rs. 1,008.84 Crore

* Apart from this, Rs. 1,445 crore Water Supply Project for Mumbai is under approval process.

Projects: UI & G

Sector Scenario (as percentage of Project Value)

DPRs Approved
- Rs. 9,004.11 cr



Approved Projects (118 nos)

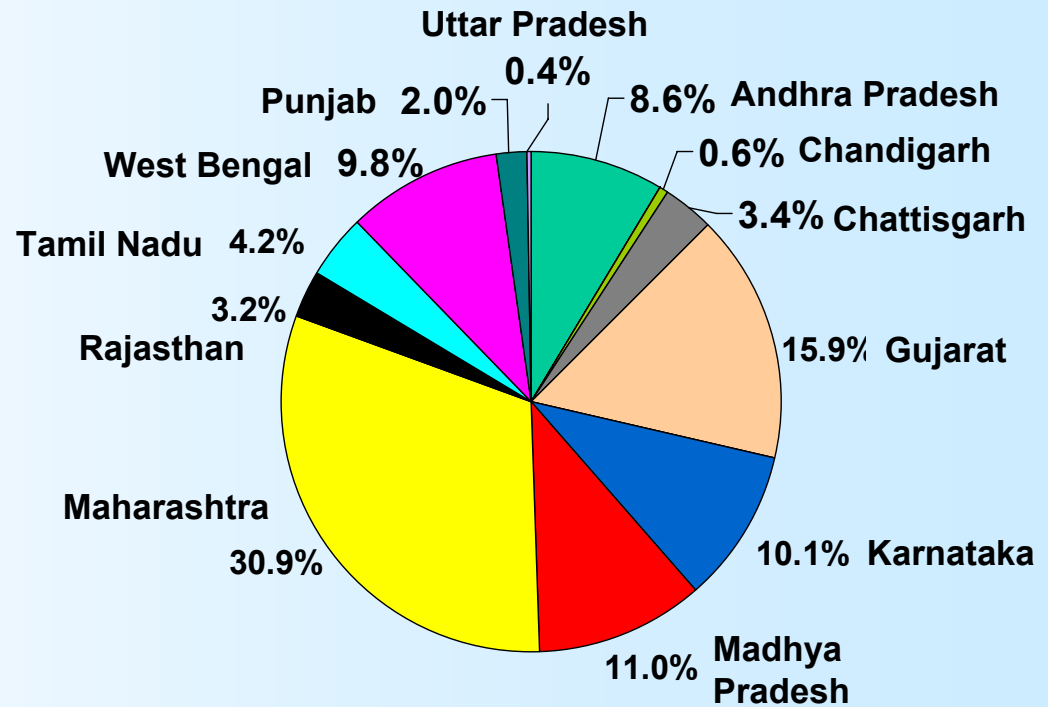
Sectors	Projects	Value (Rs. crore)	Sectors	Projects	Value (Rs. crore)
Water supply	40	2,663.75	BRTS	06	1,368.00
Sewerage	23	1,925.65	Road/Flyover/Others	18	1,203.57
Drainage	22	1,691.75	Other Urban Transport	01	23.25
SWM	04	54.38	Urban Renewal	04	73.75

Projects: UI & G

State/UT Scenario (as percentage of Project Value)

DPRs Approved

- Rs. 9,004.11 cr



Approved Projects (118 nos)

States	Projects	Value (Rs. crore)	States	Projects	Value (Rs. crore)
Andhra Pradesh	22	771.76	Maharashtra	25	2,779.43
Chandigarh (UT)	02	56.98	Rajasthan	04	288.48
Chattisgarh	01	303.64	Tamil Nadu	02	381.32
Gujarat	24	1,433.97	West Bengal	12	880.01
Karnataka	10	908.67	Punjab	01	179.34
Madhya Pradesh	13	987.99	Uttar Pradesh	02	32.51

Projects: UIDSSMT

Allocation for FY 2006-07 = Rs. 900 crore

States	Towns (in nos.)	Projects Approved (in nos.)	Approved Cost (Rs. Crore)	Central Share (Rs. Crore)	ACA released (Rs. Crore)
Andhra Pradesh	23	28	732	586	49
Gujarat	18	18	178	142	24
Rajasthan	18	18	79	63	14
Madhya Pradesh	9	18	89	71	36
Maharashtra	14	19	373	298	43
Tamil Nadu	25	25	143	114	57
Chattisgarh	3	3	61	49	-
Uttar Pradesh	14	15	345	276	-
W. Bengal	3	3	36	29	-
Total	127	147	2037	1629	224

(as on 30 Nov. '06)

- Release in FY 2005-06 – Rs. 87.47 Crore
- Release in FY 2006-07 – Rs. 136.60 Crore

Value figures rounded to nearest cr.

Key Initiatives

undertaken & ongoing

- ✓ Detailed Toolkits & Templates prepared and circulated to guide the States/Cities to formulate and improve CDPs / DPRs / Reform Action Plans

Workshops & events held

1. Workshops for Elected Representatives
 - 5 workshops conducted for elected representatives of ULBs at Shimla (2 nos.), Kolkata, Thrissur & Nainital
2. Workshops for State Government and Municipal Functionaries
 - 13 workshops for Senior municipal functionaries and 2nd level municipal functionaries ; at Lucknow, Kolkata, Bangalore, Mumbai, Guwahati, Jaipur, Hyderabad, Delhi, Bhopal, Nainital, Guwahati, Pune and Thrissur.
 - Approximately 600 participants from different ULBs attended the workshops
3. Three City Consultation workshops held by TAG
4. ‘National Conference on Heritage Cities’ held at Mysore.
 - Task Force constituted has prepared new *Toolkit for Heritage Conservation*.

1. Capacity Building Task Force (*CBTF*) set up
 - Framework for Action being formulated. Network of training institutions put in place.
2. Cities/ULBs asked to come up with *own capacity building proposals*
 - 100% grant provision
3. Complementary Initiatives
 - **GoI & UNDP initiative for Capacity building** for decentralised urban governance. Time-bound program of 14 months launched in Nov '06, covering 16 ULBs in 4 states .
 - **IDA grant for Capacity Building** (\$ 40 Million), is under advanced stages of negotiation

Outreach and Communication

1. Communication consultants selected
 - Agency appointed to handle communication through various channels, information dissemination and consensus building.
2. Model laws circulated to cities:
 - Public Disclosure Law: for guiding pro-active & periodic disclosure of relevant information to citizens and local communities.
 - Nagara Raj Bill: to facilitate participation of communities in urban governance and planning

1. Efforts to *synergize* all financial resources & improve environment to access finances
 - Municipality Finances Improvement Programme Task Force (MFIP) has recommended specific measures
 - Implementation measures to start immediately (initially focussed on guidelines and toolkits)
2. Detailed assessment of financial credit worthiness of all ULBs in JNNURM
3. Pooled Finance Development Fund Scheme launched
 - States encouraged to float Pooled finance instruments. Will help expand Municipal Bond market
 - Will inculcate culture of financial prudence and discipline in ULBs & help mobilize resources to complement JNNURM

1. Workshops for Community Based Organisations
 - To generate awareness and build consensus among stakeholders for the Mission
 - Setting up communication channel for consultation and feedback
 - Strengthening networks with CBOs

2. Community based projects
 - TAG initiative for scaling-up civil society and pro-poor involvement in JNNURM
 - Enhancing linkages among municipality, Area Sabha & local communities

Monitoring & Evaluation

1. Bi-monthly JNNURM review by Secretary (UD)
2. Quarterly meetings held with State Level Nodal Agencies
3. MoUD monitors through quarterly reports
 - for monitoring projects & reforms
 - Three-tier reporting: project, city & state level reports
4. Management Information System (MIS) set-up.
5. Comprehensive Web-enabled management information system for Programme Monitoring and Evaluation (PMES) is under development
 - targeted by March'07
6. Independent agencies appointed for monitoring reforms
7. Periodic field visits to ULBs

Ongoing Efforts...

- ✓ To bring ‘slow-performing states’ at par with progressive states
 - “Slow performing states” being encouraged through meetings and interactive and consultative process adopted for appraisal of CDPs and DPRs.
 - Secretary (UD) has communicated and held meeting with Chief Secretaries of the States, which have not yet submitted CDPs to expedite the process.

- ✓ **Expeditious / timely implementation of sanctioned projects.**
 - Frequent field visits, quarterly reporting systems and video conferencing facility has been set-up for continuous interaction with cities
 - Rigorous appraisal being done before sanction of the projects to ensure timely execution.

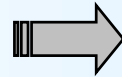
- ✓ **ACA funds released are going to state treasury and not to separate SLNA accounts. This may delay transfer of funds to the implementing agencies/cities.**
 - Funds placed in budget of Ministry of Finance. MoF requested to release funds directly to SLNA

- Helping cities to re-orient their approach

from

to

Fragmented vision



Comprehensive and integrated vision

1. **Entire city & sector perspective**
2. **Service delivery perspective: quality, efficiency, coverage, etc.**
3. **Operational and financial sustainability**

- Further enhancing capacities of the States & ULBs.
 - Strengthening supply side
 - Encouraging cities to come up with their own capacity building plans
- Enabling community ownership through improved communication strategy
- Strengthening Monitoring and Evaluation through MIS

MINISTRY OF HOUSING AND URBAN POVERTY ALLEVIATION

Progress update.....

*Sub-Mission for Basic Services to Urban
Poor
&
Integrated Housing & Slum Development
Programme*

Status: BSUP

Allocation for FY 2006-07 = Rs. 1,000 crore

Reports received from States	94 Nos.
Reports approved for releasing Central Assistance	66 Nos.

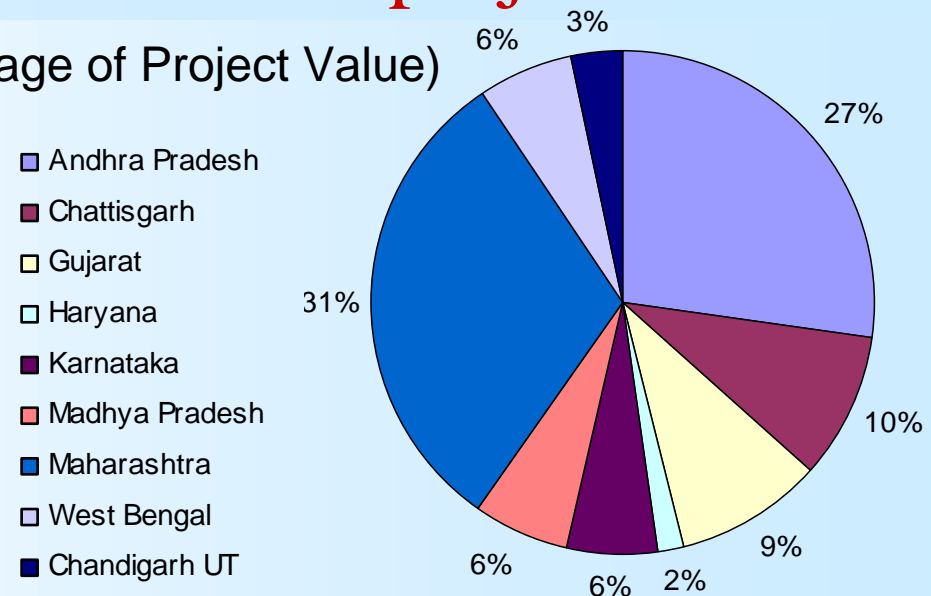
Total value of projects approved	Rs. 4,048 crore
-------------------------------------	-----------------

Committed share of ACA	Rs. 2,128 crore
------------------------	-----------------

ACA share released/ being released	Rs. 528 crore
---------------------------------------	---------------

State of projects: BSUP

State/UT Scenario (as percentage of Project Value)



State	No. of projects	Approved cost	Approved Central share	Amount released/ being released
Andhra Pradesh	12	1110.20	554.61	138.60
Chattisgarh	4	390.90	312.18	78.05
Gujarat	5	380.85	184.84	46.21
Haryana	2	68.59	34.30	8.57
Karnataka	2	234.45	123.21	30.80
Madhya Pradesh	11	255.99	126.41	31.60
Maharashtra	24	1257.20	593.18	148.30
West Bengal	5	213.44	103.38	25.85
Chandigarh UT	1	136.01	96.03	24.01
Total	66	4047.63	2127.90	528.14

Rs. crore

25

Projects: IHSDP

Allocation for FY 2006-07 = Rs. 500 crore

Number of projects received	280
------------------------------------	------------

Number of projects returned for modification	139
--	-----

Projects under appraisal	61
---------------------------------	-----------

Projects approved	76
-------------------	----

Total cost of approved projects (Rs. Crore)	823.43
--	---------------


Additional Central Assistance approved (Rs. Crore)	606.89
--	--------

ACA being released (Rs. Crore)	303.45
---------------------------------------	---------------

State of projects: IHSDP

State Scenario (as percentage of Project Value)

- *Release made/ being made during FY 2006-07 – Rs. 303.45 crore*



State	No. of projects	Approved cost	Approved Central share	Amount released/ being released
Andhra Pradesh	17	244.92	164.98	82.49
Chattisgarh	14	176.50	122.00	61.00
Haryana	14	204.71	163.77	81.88
Madhya Pradesh	4	5.61	4.30	2.15
Rajasthan	13	46.59	36.60	18.30
Uttar Pradesh	3	21.64	16.49	8.25
West Bengal	11	123.45	98.76	49.38
Total	76	823.43	606.89	303.45

Rs. crore

Key issues, initiatives & ways ahead
Slum Development & Poverty Alleviation

Some Key Issues

- Significant demand for projects for the transformation of slums in small and medium towns
- However, some states yet to submit DPRs
 - Bihar, Himachal Pradesh, Punjab, Tamil Nadu, Jammu & Kashmir, Orissa, Jharkhand, Uttranchal and North-Eastern Region
- Weak capacity in states and municipalities for project development & management
- Land tenure & land availability for housing the poor emerging as key issues

Some Key Issues

- Housing shortage in urban areas estimated at 24.71 million at beginning of 11th Plan – Over 95% in EWS/LIG segments; JNNURM with present allocation to cover only about 1 million houses
- For high income brackets – Income Tax exemption on housing finance and for BPL/Slum families – housing under JNNURM; EWS and LIG housing remain not covered by any housing scheme
- Urban livelihood and skill development for the globalizing city economies – focus on human development and women's economic empowerment – City Human Development Reports proposed

Key Initiatives & Ways Ahead

- Project development & management
 - HUDCO, BMTPC. HPL & NBCC undertaking training programmes for cities and rendering technical assistance to States
 - Model DPR sent to all states, placed on Web Site
 - Communication from MOS (I/C), HUPA/Secretary (HUPA) to Chief Ministers/Chief Secretaries
 - Regional Workshops organised in all regions
 - MOS (I/C), HUPA held meeting with UD Ministers & Secretaries of North Eastern States at Shillong and Training Programme conducted
- Conference of Housing, Urban Development & Municipal Administration Ministers held at Hyderabad, 17-18 November 2006

Key Initiatives & Ways Ahead

- Programme on Capacity Building for Poverty Alleviation being launched
- Core Group on Urban Poverty constituted with known experts – 10 Thematic Consultative Groups working with focus on the 7-Point Charter: Land Tenure, Affordable Shelter, Water, Sanitation, Education, Health, Social Security & Issues of Livelihood, Informal Sector, Pro-poor Governance, Resource Mobilization, Capacity Building etc.
- Budget allocation under Integrated Housing & Slum Upgradation under JNNURM proposed to be substantially enhanced to cover 1000 small and medium cities and towns – matter being taken up with the Planning Commission & Finance Ministry

Key Initiatives & Ways Ahead

- Reforms in Urban & Regional Planning: Vision of Slum-free Cities and “Inclusive” Zoning – reservation of land for informal sector and housing for the poor in layouts and city-wide Master Plans
- Revised Urban Street Vendors Policy & Model Act being finalised in consultation with State Governments, Law Ministry and Stakeholders
- Policy paper on Slum-free Cities under preparation
- Addressing displacement & rehabilitation Issues of JNNURM Projects – urban infrastructure projects to include rehabilitation component

Key Initiatives & Ways Ahead

- Convergence of education, health & social security with housing & provision civic amenities to the poor - Integration with SSA & NRHM (Urban component)
- Employability, Skill Development and Livelihood concerns of the Urban Poor proposed to be addressed by revamping the existing SJSRY Programme and launching a separate Programme of Skill Development & Employability for the Urban Poor in the 11th Plan
- Micro-finance approach linked with Insurance for urban Self help Groups of women being considered as part of revamping of Swarna Jayanti Shahri Yojana

Key Initiatives & Ways Ahead

- P-Budget (Budget for the Poor) – Earmarking of Municipal Budget for the Urban Poor in proportion to their population as part of reforms under JNNURM
- 100% access to basic amenities for the urban poor within the Mission period – Timelines for achievement of these targets as part of reforms under JNNURM
- Database & MIS on Urban Poverty, Mapping of Slums & Civic Amenities, Slum Profile, City Poverty Profile, State Urban Poverty Profile – Online Tracking & Monitoring System in progress

Thank You

- ✓ To steer the Mission, a **National Steering Group** shall be set up with the following membership:

Minister of Urban Development	...	Chairman
Minister of State (Independent charge) for Housing & Urban Poverty Alleviation	...	Co-Chairperson
Secretary, HUPA	...	Member
Secretary, Planning Commission	...	Member
Secretary (Exp.)	...	Member
National Technical Advisor	...	Member
Secretary (UD)	...	Member-Convenor

Annexure 2 : **Central Sanctioning and Monitoring Committee**

Composition of the CSMC

1.	Secretary (UD)	Chairman
2.	Secretary (HUPA)	Member
3.	Secretary, Ministry of Finance (Deptt. Of Expenditure)	Member
4.	Principal Adviser (HUD), Planning Commission	Member
5.	Secretary, Ministry of Environment & Forests	Member
6.	Secretary, Ministry of Social Justice and Empowerment	Member
7.	Joint Secretary & FA, Ministry of Urban Dev	Member
8.	Chief Planner, TCPO	Member
9.	Adviser, CPHEEO	Member
10.	CMD, HUDCO	Member
11.	Joint Secretary (UD)	Member-Secretary

Annexure 3 : **State Level Steering Committee**

- ✓ In order to decide projects and priorities for inclusion in the National Urban Renewal Mission, State Level Steering Committee to be set up

Composition of the State Level Steering Committee :

Chief Minister/Minister of Housing/ Minister of Urban Development of the State	Chairman
Minister of Urban Development/ Minister Housing of the State	Vice Chairman
Concerned Mayors/Chairpersons of ULBs	Member
Concerned MPs/MLAs	Member
Secretary (PHE) of the State Govt.	Member
Secretary (MA) “	Member
Secretary, Finance “	Member
Secretary (Housing) “	Member
Secretary (UD) “	Member-Secretary

Disbursal Mechanism

- ✓ JNNURM funds are placed in the budget of Ministry of Finance (MoF)
- ✓ Central grants to be passed on as Additional Central Assistance (ACA) to the States.
- ✓ States can pass on the ACA as grant/grant-cum-loan/soft loan to the ULBs
- ✓ In case of grant-cum-loan/soft loan, at least 25% of Central & State grants to be recovered from implementing agencies & ploughed into Revolving fund for further leveraging investment in urban infrastructure

Project Sanctioning Mechanism

- ✓ City Development Plans (CDPs) and Detailed Project Reports (DPRs) submitted through SLSC/SLNA are appraised by Technical agencies (in-house & out sourced)
- ✓ To sanction projects under JNNURM, Central Sanctioning and Monitoring Committee has been set up

Sanctioning Authority

- ✓ For project upto Rs. 100 crore - **CSMC**
- ✓ For project cost between Rs. 100 crore and Rs. 500 crore - **Approval from UDM and FM, post CSMC approval**
- ✓ For project cost above Rs. 500 crore – **Approval of EFC and CCEA.**



✓ City Development Plans, submitted by City's, are appraised by 5 specialised agencies appointed by Ministry of Urban Development

- National Institute of Urban Affairs (NIUA)
- Indian Institute of Public Administration (IIPA)
- Administrative Staff College of India (ASCI)
- Centre for Environmental Planning and Technology (CEPT)
- Indian Institute of Management – Ahmedabad (IIM-A)



✓ DPRs appraised by expert Technical Agencies

- Central Public Health Engineering and Environment Organisation (CPHEEO)
- Central Public Works Department (CPWD)
- Urban Transport Division
- Town and Country Planning Organisation (TCPO)
- Central Road Research Institute (CRRI)
- National Environmental Engineering Research Institute (NEERI)
- National Productivity Council (NPC)



- ✓ Reform agreements are monitored by expert agencies
 - National Institute of Urban Affairs (NIUA)
 - National Institute of Public Finance and Policy (NIPFP)
 - Administrative Staff College of India (ASCI)

City Development Plans

CDPs Appraised	
States	Cities
Andhra Pradesh	HYDERABAD
	VISAKHAPATNAM
	VIJAYAWADA
Assam	GUWAHATI
Bihar	PATNA
Chhattisgarh	RAIPUR
Gujarat	AHMEDABAD
	SURAT
	VADODARA
	RAJKOT
Haryana	FARIDABAD
Karnataka	BANGALORE
	MYSORE
Manipur	IMPHAL
Madhya Pradesh	INDORE
	BHOPAL
	JABALPUR
Maharashtra	GREATER MUMBAI
	PUNE
	NAGPUR
	NASHIK
	NANDED

CDPs Appraised	
States	Cities
Mizoram	AIZWAL
Nagaland	KOHIMA
Orissa	BHUBANESWAR
	LUDHIANA
Punjab	AMRITSAR
	JAIPUR
Rajasthan	AJMER PUSHKAR
	CHENNAI
Tamil Nadu	COIMBATORE
	MADURAI
	AGARTALA
Tripura	AGARTALA
Uttar Pradesh	ALLAHABAD
	VARANASI
	KANPUR
	LUCKNOW
	AGRA
	MEERUT
West Bengal	MATHURA
	KOLKATA
	ASANSOL
Chandigarh (UT)	CHANDIGARH

City Development Plans

CDPs Under Appraisal

States	Cities
Bihar	BODH GAYA
Jammu & Kashmir	JAMMU
	SRINAGAR
Kerala	COCHIN
	THIRUVANANTHAPURAM
Madhya Pradesh	UJJAIN
Uttaranchal	HARIDWAR
	DEHRADUN
	NAINITAL
Himachal Pradesh	SHIMLA
Jharkhand	JAMSHEDPUR
	DHANBAD
	RANCHI
Orissa	PURI
Sikkim	GANGTOK (draft)

15

CDPs not submitted

States	Cities
Arunachal Pradesh	ITANAGAR
Goa	PANAJI
Meghalaya	SHILLONG
Delhi	DELHI
Pondicherry (UT)	PONDICHERRY

5

5

Reform Agenda - Cities/States that have signed

State	Cities	Month of Signing
Andhra Pradesh	Hyderabad	March 06
	Vijayawada	March 06
	Vishakhapatnam	March 06
Chandigarh (UT)	Chandigarh	October 06
Chattisgarh	Raipur	August 06
Gujarat	Ahmedabad	March 06
	Rajkot	March 06
	Surat	March 06
	Vadodara	April 06
Himachal Pradesh	Shimla	Dec. '06
Karnataka	Bangalore	Dec '06
Madhya Pradesh	Bhopal	March 06
	Indore	March 06
	Jabalpur	May 06
Maharashtra	Mumbai	October 06
	Nagpur	March 06
	Pune	April 06
	Nanded	July 06
	Nashik	Nov.'06
Manipur	Imphal	Nov 06
Punjab	Amritsar	Dec '06
Rajasthan	Jaipur	August 06
	Ajmer-Pushkar	Nov.'06
Tamil Nadu	Chennai	Nov 06
	Coimbatore	July 06
	Madurai	July 06
West Bengal	Asansol	June 06
	Kolkata	June 06

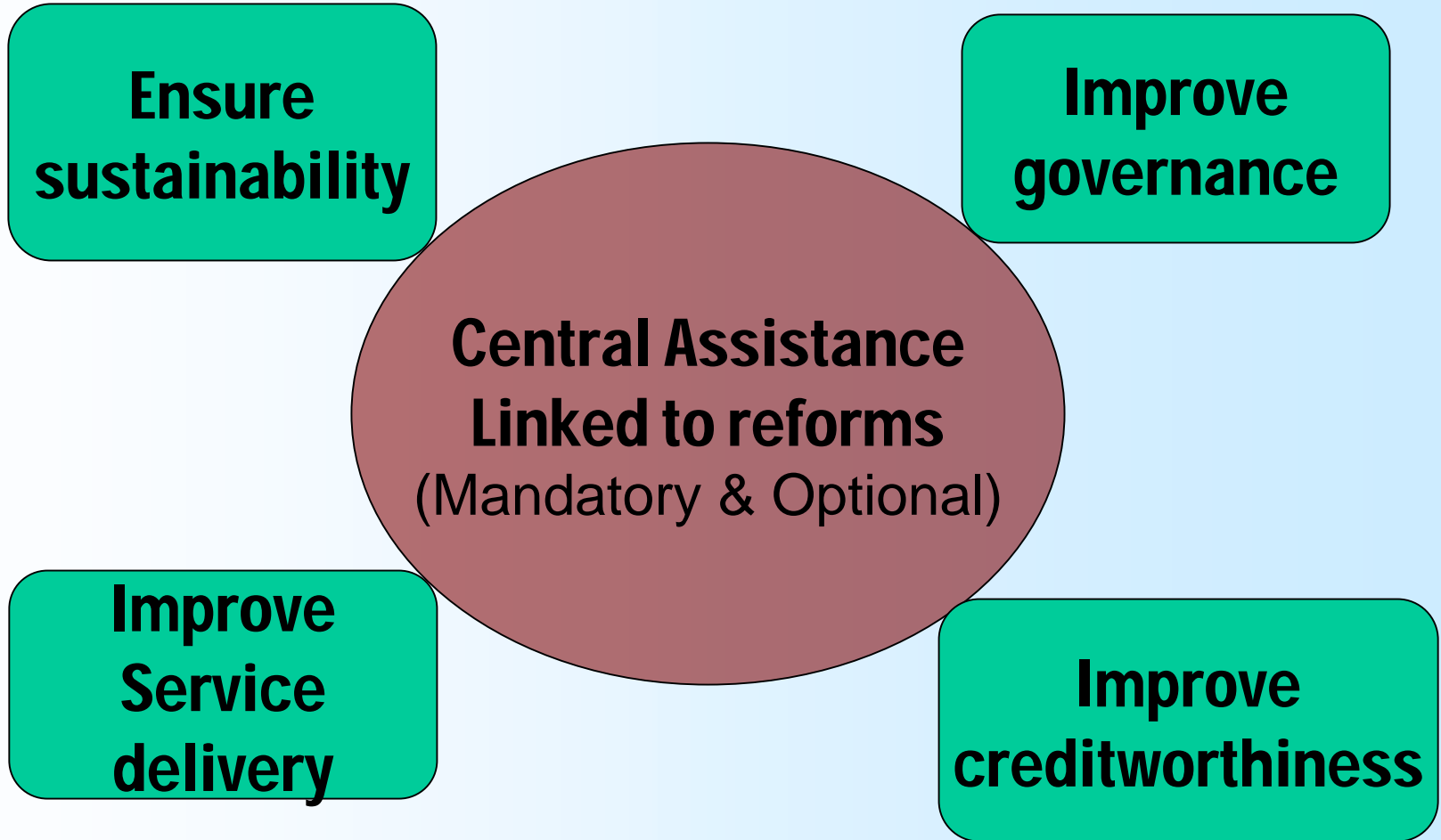
13

28

State	Cities
Arunachal Pradesh	Itanagar
Assam	Guwahati
Bihar	Patna
	Bodhgaya
Delhi	Delhi
Goa	Panaji
Haryana	Faridabad
Jammu & Kashmir	Jammu
	Srinagar
Jharkhand	Dhanbad
	Jamshedpur
	Ranchi
Karnataka	Mysore
Kerala	Cochin
	Thiruvananthapuram
Madhya Pradesh	Ujjain
Meghalaya	Shillong

Reform Agenda - Cities that have not signed

State	Cities
Mizoram	Aizwal
Nagaland	Kohima
Orissa	Bhubaneshwar
	Puri
Pondicherry (U.T.)	Pondicherry
Punjab	Ludhiana
Sikkim	Gangtok
Tripura	Agartala
	Dehradun
	Haridwar
Uttaranchal	Nainital
	Agra
	Allahabad
Uttar Pradesh	Kanpur
	Lucknow
	Mathura
	Meerut
	Varanasi



MoA comparison across States/Cities

ULB Level Reforms : Commitment			State Level Reforms : Commitment																		
# - No metropolitan area declared			ULB Level Reform						State Level Reform												
State	ULB	Timeline committed for the Reform (year)	Shift to Accrual based Double Entry Accounting	E- Governance set-up	Property Tax(85% Coverage)	Property Tax(90% Collection efficiency)	100% cost recovery (Water Supply)	100% cost recovery (Solid waste)	74th CAA (Transfer 12 sch. functions)	74th CAA (Constitution of DPC)	74th CAA (Constitution of MPC)	Transfer- City Planning Function	Transfer- Water Supply & sanitation	Stamp duty rationalization to 5%	Repeal of ULCRA	Reform in Rent Control	Enactment of Public Disclosure Law	Enactment of Community Participation Law			
AP	1 Hyderabad	4	2	7	7	7	7	3	0	3	3	3	5	2	3	3	3				
	2 Vijayawada	3	0	0	0	4	4	3	0	3	3	3	5	2	3	3	3				
	3 Vishakhapatnam	3	2	0	2	1	1	3	0	3	3	3	5	2	3	3	3				
Gujarat	4 Ahmedabad	3	3	7	7	7	7	0	3	2	0	0	7	0	4	2	4				
	5 Rajkot	3	2	3	4	6	6	0	3	2	0	0	7	0	4	2	4				
	6 Surat	3	4	5	6	7	7	0	3	2	0	0	7	0	4	2	4				
	7 Vadodara	3	4	3	4	6	7	0	3	2	0	0	7	0	4	2	4				
MP	8 Bhopal	4	0	6	6	7	7	0	0	#	0	0	7	0	3	3	3				
	9 Indore	0	7	6	7	5	5	0	0	#	0	0	7	0	3	3	3				
	10 Jabalpur	3	2	4	3	5	5	0	0	#	0	0	7	0	3	3	3				

Reform already undertaken/ targeted to be over by year 2

Reform targeted to be over by year 3

Reform targeted to be over by year 4 and year 5

Reform targeted to be over by year 6 and year 7

Active

Moderate pace

Gradual

Slow

ULB Level Reforms : Commitment

State Level Reforms : Commitment

State		ULB	Timeline committed for the Reform (year)																	
<p># - No metropolitan area declared</p> <ul style="list-style-type: none"> ● - Arrangement for Leave & License agreement for new tenancy (review after 6 months) <p>§ - Committee set-up (review after 6 months)</p> <p>un – Under Negotiation</p>		ULB Level Reform	Shift to Accrual based Double Entry Accounting	E- Governance set-up	Property Tax(85% Coverage)	Property Tax(90% Collection efficiency)	100% cost recovery (Water Supply)	100% cost recovery (Solid waste)	State Level Reform	74th CAA (Transfer 12 sch. functions)	74th CAA (Constitution of DPC)	74th CAA (Constitution of MPC)	Transfer- City Planning Function	Transfer- Water Supply & sanitation	Stamp duty rationalization to 5%	Repeal of ULCRA	Reform in Rent Control	Enactment of Public Disclosure Law	Enactment of Community Participation Law	
	Maharashtra	11	Nagpur	1	3	6	un	2	7		0	0	3	0	0	0	3	●	3	3
		12	Nanded	4	4	5	un	3	7		0	0	3	0	0	0	3	●	3	3
		13	Pune	3	3	4	3	1	5		0	0	3	0	0	0	3	●	3	3
	WB	14	Asansol (5 ULBs)	4	0	7	7	6	7		0	0	0	0	0	7	§	2	un	un
		15	Kolkata	2	0	7	7	6	6		0	0	0	0	0	7	§	2	un	un
	Tamil Nadu	16	Coimbatore	0	0	1	1	7	7		3	3	3	4	0	5	0	4	2	4
		17	Madurai	0	0	2	5	7	7		3	3	3	4	0	5	0	4	2	4
	Chattisgrah	18	Raipur	3	1	5	6	5	5		0	0	#	0	0	7	0	3	3	un
Rajasthan	19	Jaipur	0	3	5	4	7	7		5	0	3	5	5	5	0	0	3	3	

Reform already undertaken/ targeted to be over by year 2

Reform targeted to be over by year 3

Reform targeted to be over by year 4 and year 5

Reform targeted to be over by year 6 and year 7

Active

Moderate pace

Gradual

Slow